

8

SOLID WALL SINGLE LEAF LINTELS

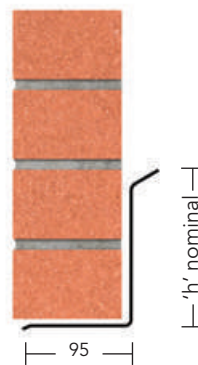
Range
102mm Single Leaf

Standard Load

SB/K			
Manufactured length 150mm increments	600- 1200	1350- 1800	1950- 2700
Height 'h'	60	110	210
Thickness	3.0	3.0	3.0
Total UDL kN	4	8	10

Longer lengths available.

Used to support the outer leaf of cavity wall construction. The SB/K can be supplied with no top bend (Specify ANG-K). Lintels may be propped to facilitate speed of construction. See Lintel Installation on page 6.





43

Heavy Duty Load

SL/K			
Manufactured length 150mm increments	600- 1800	1950- 2400	2550- 3000
Height 'h'	150	225	225
Thickness	2.5	2.5	3.0
Total UDL kN	16	20	22

Longer lengths available.

For use to support single leaf or outer leaf cavity wall construction. To achieve loading figures, lintel must be built in with brickwork as shown. Lintels may be propped to facilitate speed of construction. See lintel installation on page 6.



Lintel Hotlines

UK - 01283 200 150
N.I - 028 8676 2184
ROI - 048 8676 2184

Fax Back Enquiry Forms are available for download at www.keystonelintels.com