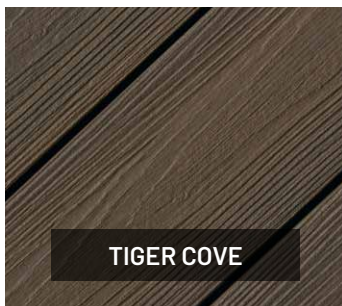





SCULPTED GRAIN




TIGER COVE




CARIBBEAN CORAL



MOSSEL BAY GREY



RUSTIC OAK



PEWTER

DOUBLE SIDED BAMBOO PLASTIC COMPOSITE FASCIA/UTILITY BOARD

Dimensions	150 x 12 mm (2.2 m length)
Weight	2.2 kg / m
Span	Span of 300 mm on centres

Infinity® non-load bearing fascia boards similarly offer durability, versatility and sophistication. Add a stylish finishing touch to a home exterior, clad the sides of your Infinity® deck or co-ordinate deck boards with gates, screens and fences for the ultimate finishing touch.

Double sided fascia board



Fasteners

Uses 25 HULK top fixing trim screws /m²

